



Anne Arundel County Library

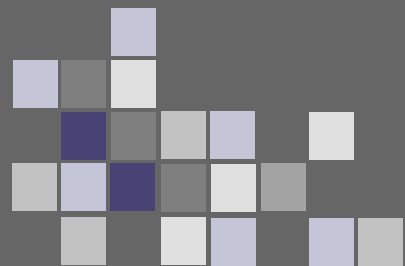
Community Engagement and Input

MGT of America Consulting, LLC.
October 2017



TONIGHT'S AGENDA

- **Introductions**
- **Background for this Study**
- **Summary Data**
- **Large Group Input on Library Issues**
- **Small Group Discussion**
- **Next Steps**

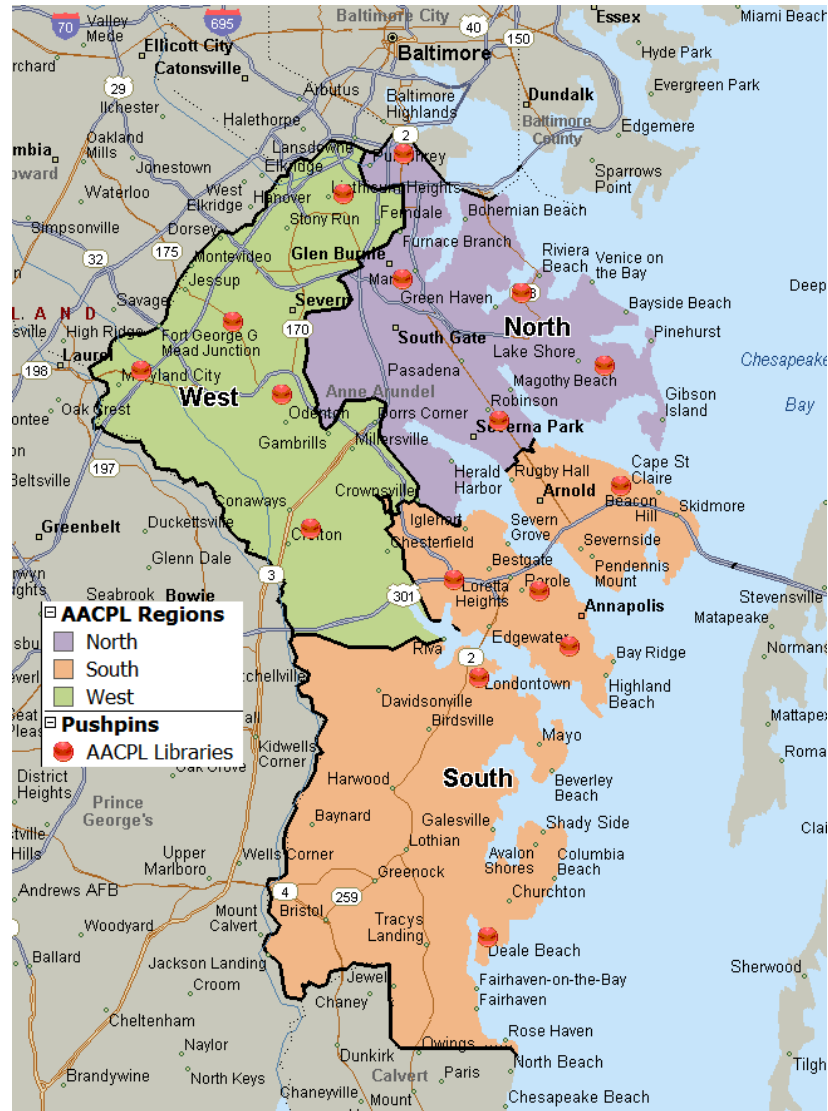


Introduce Yourself

1. I live in Anne Arundel County.
2. I work for AAC.
3. I work for AAC Libraries.
4. I both live and work for AAC.
5. I live outside AAC.

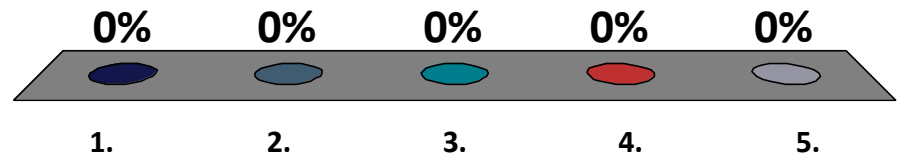


Regions of Anne Arundel County



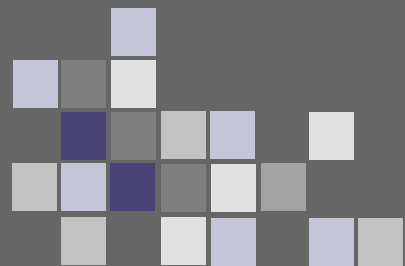
Introduce Yourself

1. I live in the northern section of AAC.
2. I live in the southern section of AAC.
3. I live in the western section of AAC.
4. I don't live in the county.



TONIGHT'S AGENDA

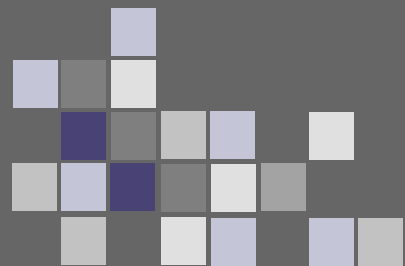
- Introductions
- **Background for this Study**
- Summary Data
- Large Group Input on Library Issues
- Small Group Discussion
- Next Steps





PROJECT GOALS

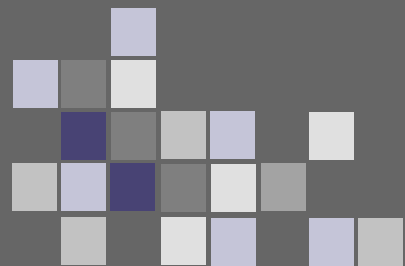
- **Assess library buildings**
- **Review library usage and patronage**
- **Determine current / future utilization**
- **Gather community input**
- **Create possible solutions/scenarios**
- **Develop long-range plan**



METHODOLOGY



- **Conduct interviews**
- **Use MD/national library standards**
- **Conduct site assessments**
- **Conduct GIS demographic analysis**
- **Listen to community**
- **Develop options for review**



SCORES

BASYS Assessment

Sample Facility Assessment Scores

Site Score 75

Building Score 85

Educational Suitability Score 63

Technology Readiness Score 72

Combined Score 76



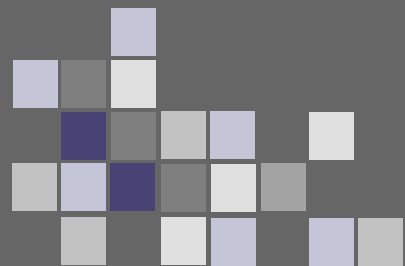
Building Condition Assessment Full Report

Project #: 3221	Project: RCAS Condition Assessments	Site #: 004	Building #: 004a
County: Pennington	Report: 51	Building: Canyon Lake	
Site: Canyon Lake ES			

Systems	Component(s)	% of System	Rating	Score	Possible Score	Percent Score
Structural						
Foundation/Structure	Single Component	100.00	Good	11.49	12.77	90.00
Exterior Walls	Single Component	100.00	Good	4.71	5.24	90.00
Roof	Single Component	100.00	Poor	1.55	5.16	30.00
Exterior Windows	Single Component	100.00	Good	2.12	2.35	90.00
Exterior Doors	Single Component	100.00	Poor	0.17	0.56	30.00
Interior Floors	Single Component	100.00	Good	6.69	7.43	90.00
Interior Walls	Single Component	100.00	Good	7.82	8.68	90.00
Interior Doors	Single Component	100.00	Fair	0.67	1.11	60.00
Ceiling	Single Component	100.00	Good	4.82	5.35	90.00
Fixed Equipment	Single Component	100.00	Fair	1.42	2.37	60.00
Mechanical						
Electrical						
Main Service	Single Component	100.00	Good	2.90	3.22	90.00
Distribution	Single Component	100.00	Fair	1.93	3.22	60.00
Plumbing						
Supply	Single Component	100.00	Good	1.73	1.92	90.00
Fixtures	Single Component	100.00	Good	1.73	1.92	90.00
Waste	Single Component	100.00	Good	1.73	1.92	90.00
HVAC						
Energy Generation	Boilers	50.00	Poor	1.61	5.38	30.00
	AC	50.00	Unsat	0.00	5.38	0.00
				1.61	10.76	15.00
System Total						
Distribution	Single Component	100.00	Poor	1.94	6.48	30.00
Controls	Single Component	100.00	Good	3.87	4.30	90.00
Lighting	Single Component	100.00	Fair	3.05	5.08	60.00
Special Lab	Single Component		(N/A)	0.00	0.00	0.00
Connectivity	Single Component	100.00	Poor	0.58	1.93	30.00
Safety/Fire Protection						
Means of Exit						
Exit Operation	Single Component	100.00	Good	0.65	0.72	90.00
Exit Safety	Single Component	100.00	Good	0.65	0.72	90.00
Fire Control Capability						

TONIGHT'S AGENDA

- Introductions
- Background for this Study
- **Summary Data**
- Review Options – Your Input on School Improvement Issues
- Review Options – Your Input on Capacity Issues
- Next Steps



ASSESSMENT SCORES

WEIGHTING
Building Condition – 37%
Functionality – 35%
Technology Readiness – 17%
Site Condition – 11%

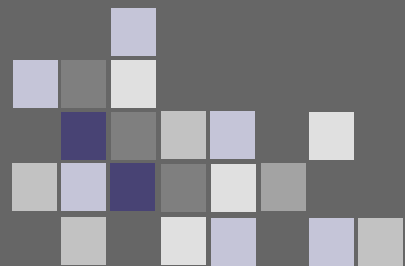
COMBINED SCORES	DESCRIPTION
> 90	Excellent/Like New
80 - 89.99	Good
70 - 79.99	Fair
60 - 69.99	Poor
< 59.99	Unsatisfactory

Combined Scores for Each Branch

Site Name	Year Built	Year Last Renovate	GSF	Condition Score	Functionality Score	Technology Score	Site Score	Combined Score (37/35/17/11)
Annapolis	1965	1982	20,900	N/A	N/A	N/A	N/A	N/A
Broadneck	1983	0	11,950	71	63	47	83	65
Brooklyn Park	1971	0	12,500	73	66	47	61	65
Crofton	2002	0	25,000	87	79	82	66	81
Deale	1976	2010	8,730	76	71	48	74	69
Eastport	1976	0	12,100	85	66	50	88	73
Edgewater	1991	0	12,000	79	76	58	53	72
Glen Burnie	1968	0	20,200	62	57	47	77	59
Headquarters	1976	0	26,800	66	N/A	N/A	65	N/A
Linthicum	1967	1980	11,083	70	62	47	85	65
Maryland City at Russett	1996	0	15,214	77	71	50	51	68
Mountain Road	1994	0	8,900	77	71	48	42	66
Odenton	2004	0	39,160	82	87	93	81	86
Riviera Beach	1970	0	10,500	N/A	N/A	N/A	N/A	N/A
Severn	1985	0	11,500	81	68	55	71	71
Severna Park	1972	0	20,500	64	76	72	84	72

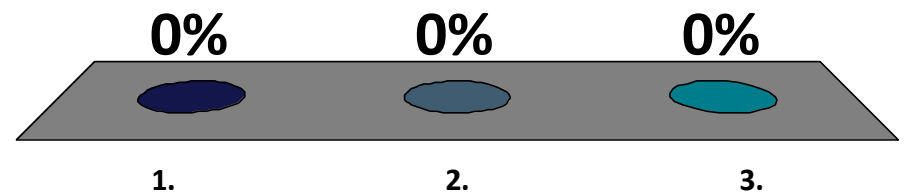
TONIGHT'S AGENDA

- Introductions
- Background for this Study
- Summary Data
- **Large Group Input on Library Issues**
- Small Group Discussions
- Next Steps



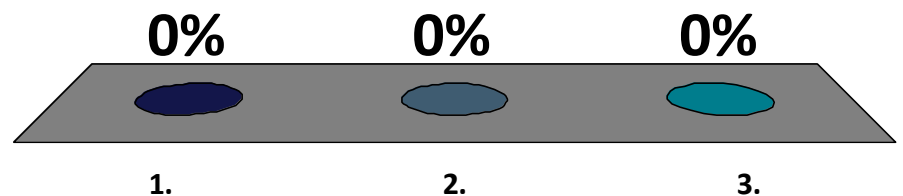
1. How many times have you visited an Anne Arundel County Public Library in the last year?

1. Occasionally
2. Weekly
3. Monthly
4. More than I can count.
5. I have not visited a library in the past year.



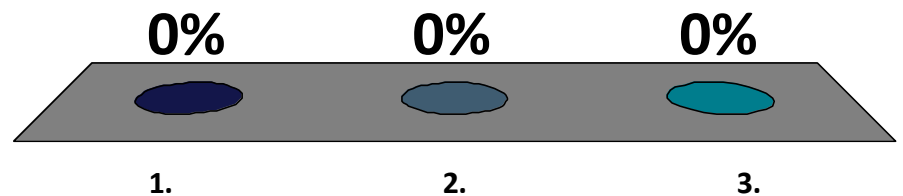
2. Have you used these services at the library?

1. Books/DVDs/other media.
2. Public Computers / WIFI / Online Services.
3. Both.
4. None of these services.



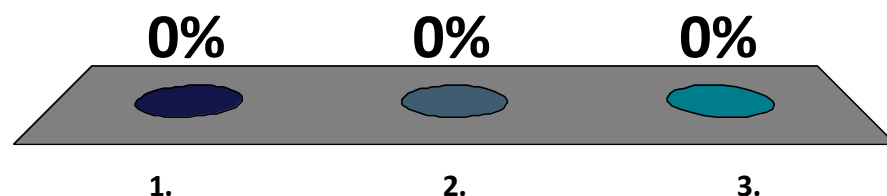
3. Which of these services should be available at each library?

1. Books and other collections of materials.
2. Programs for children / teens.
3. Programs for adults.
4. All of these services.
5. Other services.



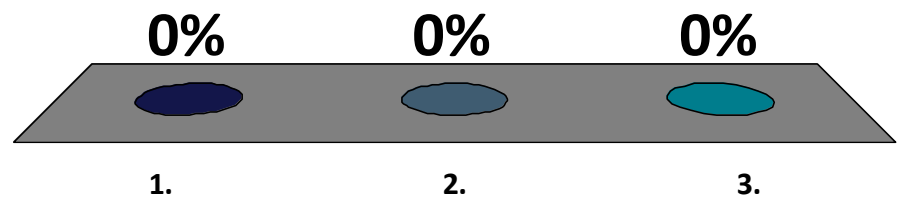
4. What should be the primary role of your local library?

1. Place to get materials.
2. Location to access Internet / Technology.
3. Space for community meetings.
4. Place to study/learn/create.
5. Other.



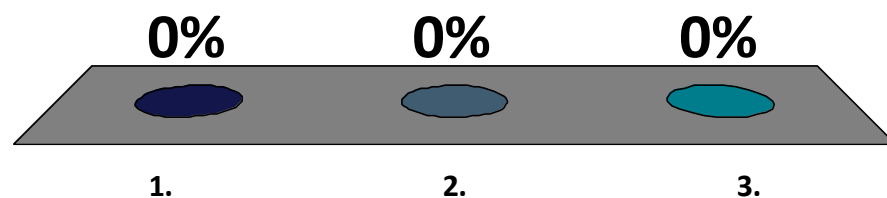
5. How well does your local library meet your needs/needs of your family?

1. Very well
2. Somewhat
3. Not at all
4. Other



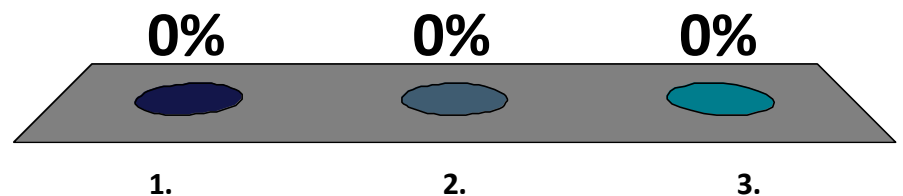
6. How well does your local library FACILITY meet the needs for the 21st Century?

1. Very well
2. Somewhat
3. Not at all
4. Other



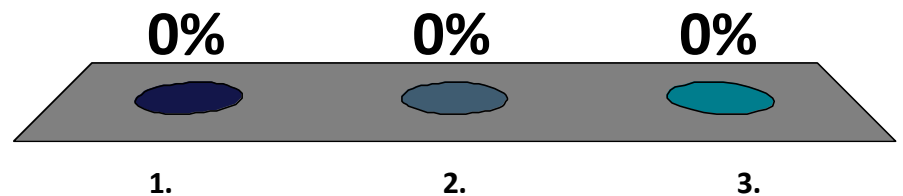
7. To serve me well, a branch library should be located...

1. Close to my home.
2. Close to businesses that I regularly use – groceries, bank, post office, etc.
3. Close to other community services – city, county, etc.
4. Other



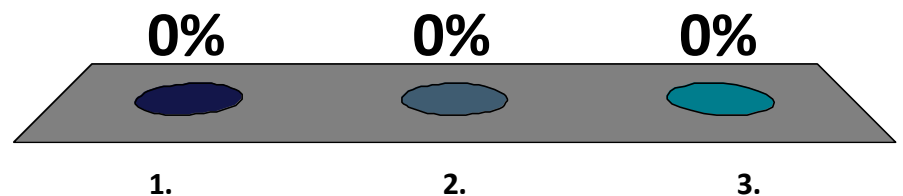
8. What would increase your usage of the local library?

1. Change in location.
2. Different/additional hours.
3. Change in program offerings.
4. More materials.
5. Other.



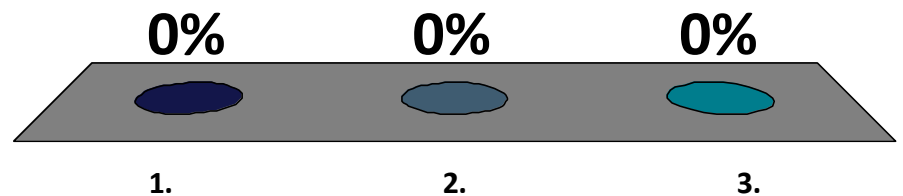
9. Which barrier most impacts your use of the library?

1. Location.
2. Hours.
3. Program offerings.
4. Types and/or Quality of materials offered.
5. Other.



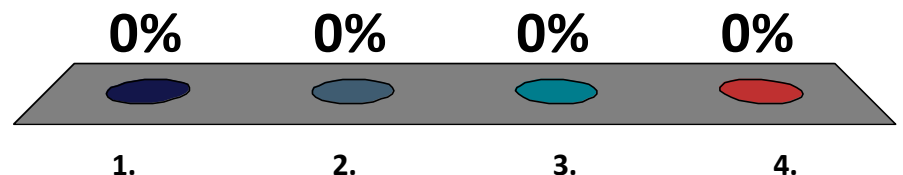
10. Would you favor expanding or consolidating libraries to address community growth or reduce costs and improve utilization?

1. Expand number of libraries to increase access.
2. Consolidate/close libraries to reduce costs.
3. Depends on the area.
4. Other.



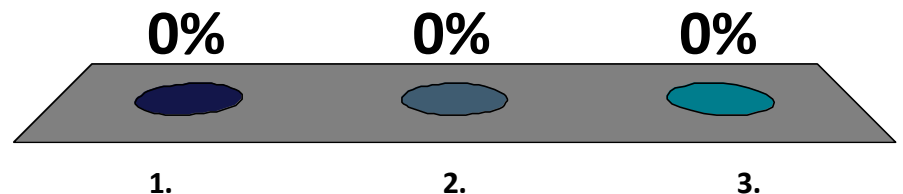
11. What issue should be prioritized as AACPL adopts a long-range plan?

1. Expanding access by adding more branches.
2. Providing more materials and/or technology.
3. Providing more community meeting spaces.
4. Maintaining or improving the existing facilities.
5. I have another idea.



12. Should the library board...

1. Focus on improving existing branch facilities?
2. Focus on adding new branches?
3. Focus on consolidating branches?
4. I have another idea.



SMALL GROUP DISCUSSION

- Purpose – to allow participants to explain thinking behind the data.
- Ground rules:
 - ✓ Allow everyone to participate
 - ✓ No right/wrong answers
 - ✓ No judgment on comments
- Time frame – You have 1 hour for discussion.
 - Please follow your facilitator and go to your small group room.



Thank you
for sharing your perspectives and questions!

!!Please return your clicker!!

Please follow your facilitator and go to your
small group room.